

ANSWER KEY


Please read *Guidelines for Grading Theory Tests*


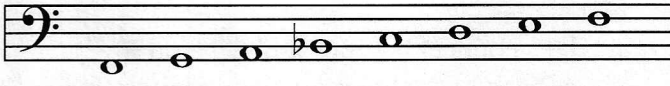


















PREPARATORY LEVEL

CERTIFICATE OF MERIT

Total Points = 80

2012

	Points
1. Naming notes	9
(C) A G E B C A F G D	
2. Intervals	8
(4th) 3rd 2nd 4th 2nd 5th 3rd 5th 4th	
3. Names of keys	5
(C) E A D F B	
4. Half-steps and Whole-steps	5
(Whole), Half, Whole, Whole, Whole, Half	
5. Five-finger patterns	5
(C Major) c minor G Major D Major F Major g minor	
6. Five-finger pattern (adding accidental)	1
	
7. Triads	5
(G Major) F Major G Major f minor C Major d minor	

	Points
8. Scales	2
G Major	
	
F Major	
	
9. Rests and Notes	4
a.  b.  c.  d. 	
10. Rhythm - beats	4
a. 1 beat c. 4 beats b. 3 beats d. 2 beats	
11. Rhythm - counts	4
a.    c.    	
\checkmark 1 2 3 \checkmark 1 2 & — 1 2 3 — 1 & 2	
b.    d.    	
\checkmark 1 2 3 \checkmark 1 2 3 4 — 1 2 3 — 1 2 3 4	
12. Key Signatures	3
a. G Major b. F Major c. C Major	

Points

13. Definitions

11

- a. return to the original tempo
- b. tie: hold for full value of both notes
- c. symbols that tell how loud or soft to play
- d. gradually slower
- e. bass clef
- f. slur: connect the notes; play smoothly
- g. go back to the beginning and play to fine
- h. accent: play the note louder than the others
- i. forte: loud
- j. fermata: hold longer
- k. staccato: not connected; crisp

Musical Analysis

14

- 14. G Major
- 15. 4 beats
- 16. quarter note
- 17. staccato
- 18. legato
- 19. soft
- 20. loud
- 21. accented
- 22. longer than 1 beat
- 23. two times
- 24. a. 3rd
 - b. 2nd
 - c. 4th
 - d. 5th